

Texas State Championship 2011

September 4, 2011

All Shooters

CDP Champion: Mike Sells CDP - Expert 238.80 (50)
 ESP Champion: Gordon Carrell ESP - Master 169.13 (25)
 SSP Champion: Rafael Lewis SSP - Master 176.77 (30)
 ESR Champion: Jason Davis ESR - Expert 307.62 (56)
 SSR Champion: Steve W. Duich SSR - Expert 273.13 (50)

High Senior: Mark Thompson SSP - Expert 219.81 (69)
 High Lady: Charla Scott SSP - Marksman 260.91 (38)
 High Law Enforcement: Tony Phan SSP - Master 217.69 (45)
 High Industry: Gordon Carrell ESP - Master 169.13 (25)
 High Junior: Nathan Higdon ESP - Expert 204.59 (57)
 High Military: TK Martindill SSP - Master 230.32 (59)
 High Military Veteran: Darrell Sells ESP - Expert 255.11 (43)
 High Distinguished Senior: Ray Duroy SSP - Sharpshooter 283.78 (50)
 Most Accurate: Dale Rychlik CDP - Sharpshooter 259.07 (16)

	Match Score	Stage 1	Stage 2	Stage 3	Stage 4	Stage 5	Stage 6	Stage 7	Stage 8	Stage 9	Stage 10	
CDP - Custom Defensive Pistol												
CDP - Master												
1	Jolly, Steve	244.25 (58)	37.60 (4)	24.36 (0)	18.59 (2)	27.27 (14)	22.38 (3)	32.00 (15)	20.41 (2)	28.98 (0)	22.26 (7)	10.40 (11)
2	Rys, Mike	249.49 (44)	33.50 (8)	29.85 (1)	22.85 (7)	26.93 (5)	29.95 (8)	29.67 (7)	26.23 (2)	22.34 (1)	18.40 (3)	9.77 (2)
3	Newton, Garry	254.56 (70)	36.94 (8)	26.27 (0)	29.13 (19)	23.58 (0)	27.99 (10)	27.09 (8)	25.98 (12)	26.36 (1)	16.93 (1)	14.29 (11)
4	Oxley, Philip C	289.05 (60)	49.24 (13)	33.13 (4)	22.98 (5)	22.48 (3)	31.52 (3)	36.50 (5)	30.22 (9)	29.33 (6)	20.28 (1)	13.37 (11)
CDP - Expert												
1	Sells, Mike	238.80 (50)	30.24 (3)	29.98 (2)	19.55 (0)	25.06 (7)	20.65 (3)	30.19 (12)	15.21(3)	27.82 (1)	25.67 (7)	14.43 (12)
2	Kay, Stephen	242.36 (43)	36.68 (7)	26.82 (1)	17.96 (6)	27.23 (2)	19.67 (2)	25.00 (7)	25.84 (1)	32.73 (6)	17.73 (2)	12.70 (9)
3	McKinney, Glenn	254.56 (41)	46.38 (10)	27.31 (2)	22.64 (3)	26.47 (4)	24.92 (5)	25.71 (5)	27.14 (8)	25.43 (1)	20.62 (1)	7.94 (2)
4	Ray, Cody	256.91 (38)	31.99 (1)	27.15 (1)	20.97 (1)	23.78 (3)	45.00 (0)	28.56 (10)	27.37 (13)	23.18 (3)	19.50 (0)	9.41 (6)
5	Bilsky, Matt	261.94 (30)	42.89 (3)	30.57 (2)	22.77 (5)	25.27 (2)	23.61 (2)	28.73 (10)	26.26 (4)	32.66 (1)	19.93 (0)	9.25 (1)
6	Anderson, Ben	269.74 (44)	40.58 (2)	25.36 (1)	20.19 (3)	29.65 (8)	22.07 (3)	40.14 (15)	29.89 (3)	28.38 (0)	20.26 (3)	13.22 (6)
7	Cooper, Eric	290.62 (61)	39.00 (1)	33.59 (3)	21.04 (9)	31.42 (9)	41.31 (6)	24.68 (4)	30.49 (3)	33.67 (6)	21.76 (3)	13.66 (17)
	Warner, Dan	DNF										
	Mansilla, Mike	DNF										




Texas State Championship 2011 September 4, 2011

All Shooters

	Match Score	Stage 1	Stage 2	Stage 3	Stage 4	Stage 5	Stage 6	Stage 7	Stage 8	Stage 9	Stage 10	
CDP - Sharpshooter												
1	Styles, Danny	250.29 (58)	37.00 (4)	25.24 (1)	20.53 (4)	23.29 (7)	27.50 (5)	29.52 (13)	22.68 (3)	31.47 (1)	19.53 (2)	13.53 (18)
2	Rychlik, Dale	259.07 (16)	37.46 (1)	30.05 (2)	15.88 (1)	23.46 (0)	22.67 (1)	29.39 (2)	27.86 (3)	35.57 (1)	26.01 (3)	10.72 (2)
3	Gilbert, Ricky	269.45 (54)	30.78 (1)	35.93 (6)	23.31 (5)	24.50 (11)	25.95 (4)	27.86 (8)	32.31 (8)	32.93 (3)	22.97 (3)	12.91 (5)
4	Jones, Sam	295.29 (61)	40.81 (2)	29.86 (2)	32.99 (19)	26.21 (8)	24.18 (3)	30.69 (6)	31.10 (6)	36.63 (2)	31.64 (5)	11.18 (8)
5	Colborn, Jason	296.47 (44)	44.67 (4)	33.92 (2)	21.03 (5)	23.32 (6)	33.69 (9)	35.50 (2)	25.18 (4)	39.07 (1)	24.81 (6)	15.28 (5)
6	Morris, Charles	305.44 (70)	54.99 (6)	27.26 (3)	25.97 (10)	26.69 (4)	31.45 (8)	32.97 (5)	33.91 (19)	40.35 (2)	20.32 (3)	11.53 (10)
7	Lenaburg, James	308.84 (52)	47.20 (1)	43.70 (6)	22.13 (3)	26.74 (11)	26.00 (7)	35.01 (5)	29.95 (3)	40.76 (2)	27.28 (6)	10.07 (8)
8	Reuter, Arthur	324.00 (61)	38.65 (11)	32.03 (2)	33.10 (16)	30.27 (5)	25.61 (3)	44.48 (4)	41.42 (12)	40.12 (3)	23.10 (2)	15.22 (3)
9	McKinney, Mike	331.16 (55)	41.46 (5)	33.65 (2)	33.28 (1)	39.69 (18)	25.62 (2)	29.21 (8)	40.54 (6)	46.18 (1)	23.70 (5)	17.83 (7)
10	Svetlik, Kevin	333.64 (97)	62.40 (12)	38.77 (6)	31.25 (12)	33.06 (15)	27.77 (3)	24.01 (6)	37.20 (21)	43.84 (2)	22.79 (7)	12.55 (13)
11	Honeyman, Allen	348.17 (52)	49.85 (0)	48.41 (4)	31.78 (4)	37.74 (4)	40.60 (11)	28.71 (6)	29.20 (7)	39.54 (1)	29.93 (5)	12.41 (10)
12	Hemphill, Duane	365.28 (32)	50.84 (2)	36.75 (0)	24.81 (4)	43.46 (3)	33.14 (3)	39.50 (7)	36.09 (5)	55.72 (3)	30.70 (0)	14.27 (5)
13	Faust, Ted	377.00 (122)	44.45 (5)	70.81 (16)	35.14 (7)	35.35 (16)	30.41 (15)	40.86 (24)	32.57 (12)	41.69 (9)	29.54 (6)	16.18 (12)
14	Seay, John	397.09 (109)	49.39 (0)	62.42 (7)	46.63 (6)	43.39 (33)	34.04 (5)	37.83 (20)	33.13 (11)	43.14 (2)	30.90 (7)	16.22 (18)
	Aboumerhi, Said	DNF										
CDP - Marksman												
1	Maness II, Stephen R	308.01 (43)	49.51 (7)	25.15 (1)	31.52 (7)	28.79 (7)	33.40 (1)	32.33 (4)	30.44 (3)	38.39 (4)	25.31 (3)	13.17 (6)
2	Bone, James (Jay)	320.28 (55)	44.21 (2)	38.98 (2)	26.52 (8)	36.11 (13)	31.34 (4)	35.05 (4)	30.43 (3)	40.19 (3)	25.30 (5)	12.15 (11)
3	Mauldin, Max	327.20 (85)	42.20 (3)	40.48 (8)	30.51 (13)	33.42 (7)	28.75 (4)	42.63 (15)	31.09 (5)	37.73 (8)	28.22 (12)	12.17 (10)
4	Gleason, David M	332.27 (51)	45.11 (0)	30.99 (4)	43.15 (6)	33.52 (9)	30.92 (2)	41.87 (16)	29.99 (1)	34.28 (2)	24.89 (4)	17.55 (7)
5	Byrd, George	353.88 (41)	58.56 (2)	50.39 (8)	22.74 (5)	36.39 (2)	26.73 (3)	35.04 (6)	38.46 (7)	37.48 (0)	29.69 (5)	18.40 (3)
6	Goodwin, Yancy	386.56 (89)	50.14 (9)	50.76 (4)	43.68 (14)	41.48 (12)	32.10 (4)	37.17 (9)	34.30 (12)	44.66 (9)	35.46 (5)	16.81 (11)
7	Gilmore, Rocky	393.34 (81)	66.73 (6)	34.77 (2)	32.66 (12)	38.96 (13)	33.46 (6)	56.52 (22)	32.95 (8)	49.35 (2)	28.43 (4)	19.51 (6)
8	Lackey, Jeffery	409.14 (89)	61.34 (10)	37.78 (4)	57.66 (11)	42.48 (17)	38.40 (5)	42.21 (9)	40.84 (16)	46.41 (3)	27.47 (10)	14.55 (4)
9	Force, Steve	409.80 (52)	73.60 (0)	48.79 (0)	36.09 (2)	34.54 (2)	34.79 (0)	42.89 (14)	35.23 (8)	53.01 (1)	29.76 (6)	21.10 (19)
10	Prater, Jackson	414.85 (90)	54.84 (7)	61.22 (15)	48.30 (9)	37.75 (12)	31.92 (4)	41.79 (9)	48.87 (18)	45.55 (1)	32.60 (7)	12.01 (8)
11	Bunt, Chris	436.09 (105)	70.37 (14)	56.43 (0)	27.06 (0)	44.03 (15)	49.08 (7)	46.55 (14)	45.27 (20)	48.40 (6)	31.72 (9)	17.18 (20)
12	Cobey, Gary	437.42 (80)	65.26 (2)	47.45 (1)	44.54 (15)	55.66 (23)	41.48 (1)	49.59 (12)	37.42 (7)	51.62 (2)	33.45 (6)	10.95 (11)
13	Fuentes, Jean	443.22 (64)	73.01 (6)	49.97 (1)	29.70 (6)	45.45 (8)	32.40 (3)	52.66 (20)	50.28 (6)	58.19 (0)	34.78 (11)	16.78 (3)
14	Gadia, Enrick	518.13 (141)	74.48 (4)	68.83 (8)	64.60 (35)	51.26 (18)	43.07 (9)	40.05 (18)	41.13 (7)	64.57 (13)	40.07 (11)	30.07 (18)

Numbers in parenthesis are target points down **Bold** indicates stage winners



Texas State Championship 2011

September 4, 2011

All Shooters

Match
Score

Stage 1 Stage 2 Stage 3 Stage 4 Stage 5 Stage 6 Stage 7 Stage 8 Stage 9 Stage 10


ESP - Enhanced Service Pistol

ESP - Master

1	Carrell, Gordon	169.13 (25)	20.79 (5)	23.07 (2)	15.32 (2)	15.98 (2)	14.60(0)	17.90 (3)	16.63 (1)	20.23 (1)	14.32 (0)	10.29 (9)
2	Allen, Morgan	184.26 (28)	30.42 (8)	26.61 (2)	13.25(0)	14.21(7)	17.04 (2)	16.06(0)	17.72 (1)	24.30 (5)	14.17(0)	10.48 (3)
3	Stricker, Brian	204.35 (57)	26.86 (4)	27.32 (1)	15.40 (6)	22.84 (7)	20.05 (3)	21.25 (12)	21.48 (9)	21.36 (1)	16.06 (2)	11.73 (12)
4	Pomeranke, Zeb	208.37 (42)	38.37 (15)	19.94(1)	15.20 (2)	19.67 (1)	18.41 (4)	24.07 (6)	20.65 (3)	25.18 (1)	19.91 (7)	6.97(2)

ESP - Expert

1	Higdon, Nathan	204.59 (57)	23.87 (4)	26.35 (9)	20.38 (10)	18.77 (4)	23.67 (5)	26.12 (14)	16.92 (3)	25.82 (2)	14.94 (4)	7.75 (2)
2	Tackett, James	219.82 (28)	32.78 (8)	27.82 (2)	18.80 (2)	19.88 (1)	20.08 (0)	22.69 (6)	19.22 (2)	27.53 (0)	20.53 (3)	10.49 (4)
3	Clark, Jerry ray	220.51 (61)	28.55 (1)	28.57 (2)	21.25 (7)	25.53 (15)	18.64 (0)	20.41 (7)	20.54 (6)	30.86 (17)	17.08 (1)	9.08 (5)
4	Dittoe, Bill	225.06 (57)	35.43 (2)	23.95 (2)	23.88 (12)	20.08 (3)	21.08 (3)	21.90 (12)	25.08 (11)	22.41 (4)	19.85 (3)	11.40 (5)
5	Barry, Teak-allen	239.64 (68)	35.85 (0)	36.15 (10)	19.04 (7)	21.27 (7)	25.56 (9)	22.47 (4)	29.23 (15)	22.79 (2)	15.32 (5)	11.96 (9)
6	Brown, Arnold	245.62 (29)	39.34 (0)	27.99 (4)	18.09 (3)	20.37 (3)	19.08 (1)	28.63 (12)	23.32 (3)	43.43 (1)	17.85 (0)	7.52 (2)
7	Joy, Michael	250.82 (33)	35.13 (0)	30.14 (4)	33.22 (2)	23.93 (7)	22.63 (0)	22.44 (1)	22.62 (2)	29.04 (0)	18.49 (3)	13.18 (14)
8	Sells, Darrell	255.11 (43)	35.65 (2)	29.20 (0)	24.69 (4)	30.33 (15)	21.94 (0)	23.11 (1)	30.41 (10)	26.86 (2)	21.37 (3)	11.55 (6)
9	Higdon, Thomas	260.63 (57)	29.03 (0)	45.11 (0)	17.40 (3)	21.18 (9)	18.81 (4)	27.30 (3)	25.58 (9)	44.15 (15)	18.98 (1)	13.09 (13)
10	Phillely, O.J.	262.24 (71)	35.52 (7)	29.92 (3)	25.64 (7)	23.99 (7)	24.72 (13)	22.08 (9)	28.74 (5)	39.40 (13)	21.08 (2)	11.15 (5)
11	Guidry, J.P.	263.85 (66)	31.96 (3)	29.89 (3)	35.53 (20)	29.02 (13)	21.55 (5)	27.01 (7)	22.70 (6)	38.91 (6)	18.70 (1)	8.58 (2)
12	Colley, Alan	264.81 (68)	43.66 (13)	28.01 (1)	30.26 (10)	25.23 (8)	25.17 (9)	22.86 (6)	22.75 (4)	33.64 (1)	20.26 (3)	12.97 (13)
13	Armstrong, Jason C.	278.02 (67)	47.72 (4)	30.42 (2)	26.85 (5)	28.84 (19)	27.17 (8)	27.25 (6)	28.10 (4)	29.26 (2)	17.96 (1)	14.45 (16)
14	Liczwek, Al	285.55 (88)	36.53 (5)	26.97 (4)	48.20 (26)	31.81 (14)	22.81 (3)	23.34 (8)	31.54 (3)	28.75 (7)	20.02 (2)	15.58 (16)
15	Lynn, Frank	315.95 (102)	36.32 (1)	32.16 (5)	48.90 (26)	51.66 (37)	37.11 (12)	23.38 (6)	29.27 (7)	26.17 (5)	22.08 (0)	8.90 (3)



Texas State Championship 2011 September 4, 2011

All Shooters


	Match Score	Stage 1	Stage 2	Stage 3	Stage 4	Stage 5	Stage 6	Stage 7	Stage 8	Stage 9	Stage 10
ESP - Sharpshooter											
1 Greenwood, Deon	245.92 (45)	31.80 (3)	33.27 (4)	19.82 (3)	27.19 (4)	29.87 (8)	22.84 (2)	21.80 (5)	28.42 (5)	18.19 (5)	12.72 (6)
2 Rowe, David	249.29 (50)	36.57 (6)	32.29 (7)	21.25 (7)	27.05 (6)	25.46 (4)	27.01 (4)	24.15 (2)	26.59 (3)	19.31 (5)	9.61 (6)
3 Byrd, Matthew	265.10 (74)	46.12 (8)	28.63 (5)	21.26 (6)	24.17 (16)	22.90 (6)	34.14 (20)	28.52 (7)	24.80 (3)	22.83 (1)	11.73 (2)
4 Rys, Dillon	267.94 (57)	42.61 (10)	37.59 (2)	27.12 (11)	22.81 (3)	23.29 (6)	27.96 (8)	28.57 (10)	22.12 (1)	22.30 (2)	13.57 (4)
5 Lauff, Steven	271.24 (88)	46.53 (8)	27.66 (1)	25.72 (12)	28.81 (19)	22.82 (6)	26.66 (14)	25.83 (5)	26.54 (3)	29.21 (12)	11.46 (8)
6 Bone, Jim	271.56 (50)	44.46 (8)	31.54 (1)	24.70 (1)	24.30 (4)	25.97 (3)	31.93 (7)	23.23 (3)	29.15 (2)	21.08 (2)	15.20 (19)
7 Schultz, Wayne L	280.03 (66)	44.22 (7)	27.99 (1)	32.55 (6)	21.86 (7)	31.29 (16)	24.71 (7)	34.14 (8)	28.32 (5)	21.10 (1)	13.85 (8)
8 Davis, Charles A.	285.79 (57)	39.18 (1)	34.33 (4)	39.06 (22)	26.77 (4)	23.43 (5)	25.65 (5)	30.38 (3)	33.11 (7)	22.40 (2)	11.48 (4)
9 Bauer, John	290.76 (41)	38.69 (3)	32.57 (1)	28.05 (3)	27.80 (6)	24.68 (3)	29.90 (4)	32.64 (3)	32.87 (5)	28.15 (10)	15.41 (3)
10 Stonaker, David	293.98 (40)	40.82 (1)	38.38 (4)	18.85 (1)	30.21 (11)	26.16 (1)	36.40 (2)	32.09 (6)	31.08 (1)	25.59 (2)	14.40 (11)
11 Mills, Ross	298.67 (63)	49.88 (14)	31.31 (0)	36.00 (0)	23.48 (9)	25.81 (7)	27.29 (5)	44.04 (14)	30.05 (3)	20.86 (4)	9.95 (7)
12 Moore, Jeremy	299.54 (73)	34.73 (9)	30.11 (1)	40.32 (24)	28.51 (7)	27.01 (3)	31.04 (4)	30.49 (4)	34.99 (12)	25.57 (2)	16.77 (7)
13 Davis, Richard C	313.42 (50)	39.19 (6)	47.38 (3)	33.84 (6)	28.76 (10)	29.72 (1)	29.12 (6)	35.61 (8)	33.74 (0)	18.96 (2)	17.10 (8)
14 Crawford, John	314.79 (60)	43.41 (3)	39.95 (7)	25.89 (5)	38.90 (22)	28.82 (1)	32.40 (6)	26.25 (3)	41.89 (6)	27.33 (3)	9.95 (4)
15 Clarke, Doug	315.50 (77)	64.10 (6)	27.97 (2)	32.44 (7)	38.30 (10)	24.54 (4)	28.59 (6)	27.74 (3)	30.60 (11)	25.49 (8)	15.73 (20)
16 Mutsch, Eric	318.28 (73)	67.46 (13)	31.32 (3)	25.30 (3)	31.03 (17)	25.09 (1)	30.70 (5)	29.05 (11)	40.28 (6)	24.58 (4)	13.47 (10)
17 Alcalá, Robert	318.45 (98)	55.33 (13)	25.50 (3)	38.06 (23)	23.73 (5)	29.01 (8)	35.47 (17)	26.53 (8)	48.96 (4)	23.28 (7)	12.58 (10)
18 West, Travis	320.03 (44)	47.34 (8)	32.75 (3)	39.78 (3)	41.71 (4)	28.19 (1)	27.40 (5)	33.72 (6)	29.71 (5)	24.50 (3)	14.93 (6)



Texas State Championship 2011 September 4, 2011

All Shooters

	Match Score	Stage 1	Stage 2	Stage 3	Stage 4	Stage 5	Stage 6	Stage 7	Stage 8	Stage 9	Stage 10	
ESP - Marksman												
1	Vu, Lee	296.02 (79)	48.40 (11)	35.00 (5)	20.44 (1)	30.09 (15)	27.09 (3)	28.94 (4)	29.03 (5)	36.43 (12)	23.07 (1)	17.53 (22)
2	Van Der Weert, Ronald	307.16 (56)	46.73 (12)	36.99 (3)	24.01 (6)	30.14 (2)	25.27 (2)	30.49 (4)	28.53 (3)	50.08 (11)	23.70 (4)	11.22 (9)
3	Hoffman, Perry	307.70 (78)	37.99 (5)	39.32 (9)	25.07 (3)	34.32 (16)	27.41 (3)	37.70 (17)	32.18 (9)	36.66 (7)	23.21 (3)	13.84 (6)
4	Jordan, Johnny	316.23 (116)	48.21 (8)	34.38 (10)	32.86 (16)	24.57 (5)	40.11 (13)	29.10 (14)	32.84 (17)	35.43 (8)	21.48 (4)	17.25 (21)
5	Burke, Caine	321.11 (55)	51.40 (2)	34.61 (2)	28.93 (3)	36.92 (3)	38.09 (9)	30.77 (9)	31.34 (8)	30.80 (6)	22.45 (3)	15.80 (10)
6	Davis, Garth A.	322.40 (66)	42.00 (1)	38.23 (4)	17.94 (5)	38.53 (16)	30.73 (2)	36.95 (6)	35.17 (15)	44.82 (5)	23.21 (6)	14.82 (6)
7	Gates, Steve	324.69 (61)	49.10 (4)	36.72 (1)	29.74 (9)	36.17 (7)	35.68 (6)	33.61 (20)	30.65 (5)	28.61 (0)	32.28 (6)	12.13 (3)
8	Jones, James	329.90 (104)	53.83 (7)	38.65 (5)	27.98 (10)	30.95 (12)	22.62 (6)	37.28 (15)	28.49 (7)	48.67 (17)	26.15 (8)	15.28 (17)
9	Cannon, Scott	333.15 (85)	56.46 (15)	42.61 (1)	27.13 (8)	27.72 (5)	26.25 (6)	35.45 (10)	34.22 (14)	41.18 (3)	27.89 (8)	14.24 (15)
10	Wessels, Jeremy	334.81 (101)	50.64 (14)	36.35 (5)	36.90 (13)	31.96 (10)	27.17 (10)	31.15 (14)	36.87 (14)	45.91 (8)	22.13 (9)	15.73 (4)
11	Bailey, Bill	340.41 (97)	48.05 (4)	41.51 (1)	38.20 (13)	31.32 (6)	28.36 (14)	30.89 (13)	29.28 (8)	54.59 (14)	24.88 (10)	13.33 (14)
12	Harvey, Rebecca M.	345.23 (91)	37.71 (6)	35.58 (2)	34.84 (13)	36.82 (11)	37.23 (5)	40.32 (16)	34.30 (8)	36.98 (2)	28.59 (11)	22.86 (17)
13	Sharman, Keith	346.34 (52)	59.41 (15)	41.87 (0)	34.42 (2)	32.36 (9)	26.39 (1)	43.70 (13)	32.20 (1)	35.01 (1)	26.74 (1)	14.24 (9)
14	Slavik, David	347.30 (55)	59.06 (12)	36.99 (2)	28.83 (3)	28.25 (8)	44.38 (0)	31.57 (9)	35.99 (3)	42.60 (2)	25.72 (1)	13.91 (15)
15	Stafford, Kimberly	352.08 (95)	57.67 (10)	49.02 (16)	25.22 (11)	28.94 (6)	36.90 (7)	34.92 (10)	35.32 (11)	37.45 (3)	32.72 (7)	13.92 (14)
16	Barnes, D. Brent	354.42 (84)	61.67 (11)	39.23 (3)	37.53 (11)	33.71 (10)	34.23 (9)	29.97 (7)	33.32 (8)	37.53 (11)	31.13 (6)	16.10 (8)
17	Hill, Mike	363.33 (75)	54.61 (8)	38.94 (0)	39.73 (19)	35.94 (7)	35.58 (6)	30.74 (4)	46.09 (13)	39.44 (1)	28.94 (9)	13.32 (8)
18	Duroy, Blair	364.93 (81)	51.65 (6)	53.65 (13)	37.80 (11)	31.40 (7)	38.88 (1)	29.60 (8)	32.53 (12)	45.95 (6)	25.32 (8)	18.15 (9)
19	Runyon, Nicholas	368.64 (78)	44.95 (1)	40.26 (2)	34.65 (8)	34.29 (8)	42.04 (12)	43.91 (19)	38.90 (6)	50.81 (16)	25.81 (6)	13.02 (0)
20	Same, Don	370.68 (111)	45.37 (4)	43.84 (5)	35.98 (3)	39.76 (28)	31.24 (8)	43.75 (20)	38.18 (19)	54.10 (12)	29.72 (9)	8.74 (3)
21	Sees, Christopher	380.35 (138)	59.56 (15)	40.58 (10)	39.42 (16)	35.10 (23)	29.68 (10)	33.68 (15)	39.59 (11)	66.93 (27)	26.01 (5)	9.80 (6)
22	Decker, Karl H	393.39 (66)	59.46 (1)	45.52 (1)	24.11 (0)	46.18 (11)	56.51 (2)	37.21 (11)	35.23 (10)	39.54 (1)	31.35 (11)	18.28 (18)
23	Heck, Ronald	399.85 (93)	52.22 (1)	43.03 (5)	41.67 (9)	55.11 (13)	30.65 (9)	47.03 (11)	36.70 (6)	47.40 (10)	26.99 (3)	19.05 (26)
24	Gleason, Mike	403.93 (74)	57.75 (3)	49.77 (10)	38.74 (7)	37.90 (10)	41.40 (6)	46.32 (11)	48.53 (8)	39.33 (4)	31.52 (4)	12.67 (11)
25	Thompson, Wyman H. Tommy	431.29 (101)	51.75 (14)	55.16 (8)	46.98 (2)	36.38 (8)	40.28 (7)	56.65 (20)	39.93 (11)	47.06 (12)	37.16 (4)	19.94 (15)
26	Chapa, Pedro	470.34 (77)	73.85 (8)	54.88 (5)	54.43 (8)	47.77 (9)	44.56 (6)	49.00 (21)	40.80 (2)	52.63 (12)	30.50 (5)	21.92 (1)
27	Pellman, Ian	493.45 (149)	91.15 (2)	58.37 (2)	48.35 (24)	41.16 (24)	45.17 (23)	49.67 (28)	47.35 (14)	67.78 (4)	23.38 (3)	21.07 (25)



Texas State Championship 2011 September 4, 2011


All Shooters

	Match Score	Stage 1	Stage 2	Stage 3	Stage 4	Stage 5	Stage 6	Stage 7	Stage 8	Stage 9	Stage 10
ESP - Novice											
1 Bridy, Edward	356.81 (89)	61.21 (17)	40.31 (0)	25.50 (9)	34.54 (20)	29.67 (9)	37.10 (10)	39.46 (7)	52.99 (8)	26.53 (2)	9.50 (7)
2 Mauldin, Kaye	476.62 (179)	81.71 (20)	61.00 (23)	48.01 (20)	43.65 (22)	43.93 (7)	51.31 (22)	36.88 (23)	46.28 (4)	38.84 (10)	25.01 (28)
3 Broom, Josh	506.63 (120)	70.34 (9)	69.53 (15)	35.74 (6)	54.53 (16)	58.13 (5)	62.64 (27)	39.26 (12)	65.80 (13)	33.84 (4)	16.82 (13)
4 Varosky, Edward	546.79 (164)	72.19 (11)	82.30 (16)	63.82 (24)	42.81 (19)	65.10 (15)	47.08 (17)	54.86 (15)	59.97 (6)	39.41 (17)	19.25 (24)
5 Daniel, Danny	579.07 (137)	85.67 (12)	87.27 (6)	55.78 (32)	45.51 (15)	61.32 (4)	75.98 (17)	53.48 (20)	52.29 (13)	41.49 (13)	20.28 (5)
6 Gilmore, Zandra	604.76 (184)	93.23 (28)	50.07 (10)	59.59 (34)	62.25 (29)	55.23 (18)	68.23 (27)	65.03 (7)	90.05 (18)	41.80 (6)	19.28 (7)

SSP - Stock Service Pistol

SSP - Master

1 Lewis, Rafael	176.77 (30)	21.48 (2)	20.86 (3)	14.78 (0)	17.35 (4)	21.62 (3)	19.02 (4)	21.32 (7)	16.84(2)	15.16 (1)	8.34 (4)
2 Keller, Chris	182.17 (36)	20.20(0)	21.62 (2)	18.51 (7)	17.37 (4)	15.86 (3)	19.27 (2)	19.73 (5)	23.61 (8)	15.66 (0)	10.34 (5)
3 Garrett, Gregg	196.34 (24)	23.20 (1)	25.47 (3)	18.36 (4)	17.52 (2)	20.96 (2)	20.49 (1)	20.18 (1)	19.98 (0)	21.04 (5)	9.14 (5)
4 Tielke, Jason	201.86 (35)	32.52 (2)	21.61 (1)	19.38 (1)	16.27 (2)	18.51 (1)	18.67 (4)	20.35 (5)	25.42 (1)	17.83 (6)	11.30 (12)
5 Knotts, Gregg	212.51 (73)	26.01 (6)	25.18 (3)	23.88 (7)	18.84 (9)	16.36 (3)	20.71 (3)	23.60 (10)	26.53 (8)	18.32 (9)	13.08 (15)
6 Jones, Tray	212.68 (49)	27.09 (3)	26.73 (3)	17.96 (5)	16.03 (3)	21.96 (7)	21.31 (4)	25.88 (4)	26.18 (1)	15.12 (2)	14.42 (17)
7 Phan, Tony	217.69 (45)	30.71 (8)	26.49 (1)	16.56 (2)	21.90 (11)	19.74 (4)	20.59 (2)	23.10 (2)	19.75 (0)	29.52 (6)	9.33 (9)
8 Holthus, Jeff	220.15 (38)	29.77 (1)	27.07 (5)	16.42 (4)	20.15 (5)	21.56 (4)	21.35 (2)	22.04 (1)	30.26 (5)	17.01 (0)	14.52 (11)
9 Martindill, TK	230.32 (59)	32.31 (3)	26.26 (7)	21.18 (3)	25.28 (16)	24.55 (9)	23.83 (3)	20.56 (4)	26.57 (7)	18.01 (5)	11.77 (2)
10 Best, Edward	232.57 (46)	35.83 (1)	24.65 (1)	23.39 (4)	22.40 (13)	18.67 (4)	22.38 (5)	24.86 (2)	26.63 (0)	20.15 (1)	13.61 (15)
11 Goben, Alex	244.78 (56)	40.39 (7)	37.81 (12)	18.77 (1)	23.17 (6)	27.96 (6)	23.30 (12)	22.83 (2)	21.15 (2)	19.05 (3)	10.35 (5)
12 Schwartz, Dan	279.93 (67)	46.92 (2)	32.33 (4)	35.50 (22)	27.01 (3)	23.53 (0)	28.53 (7)	25.27 (5)	25.69 (5)	24.04 (7)	11.11 (12)



Texas State Championship 2011

September 4, 2011

All Shooters

	Match Score	Stage 1	Stage 2	Stage 3	Stage 4	Stage 5	Stage 6	Stage 7	Stage 8	Stage 9	Stage 10
SSP - Expert											
1 Thompson, Mark	219.81 (69)	30.27 (3)	22.84 (2)	22.05 (11)	22.68 (10)	18.52 (1)	24.55 (11)	24.70 (13)	27.14 (6)	16.87 (2)	10.19 (10)
2 Lydon, Peter	235.36 (54)	36.07 (5)	28.50 (1)	26.26 (11)	17.94 (3)	18.99 (1)	26.38 (6)	25.97 (9)	26.79 (6)	17.49 (4)	10.97 (8)
3 Burba, Terry	243.61 (58)	39.98 (10)	29.28 (2)	22.10 (5)	23.66 (9)	21.04 (2)	24.13 (7)	23.25 (7)	30.60 (6)	19.31 (2)	10.26 (8)
4 Perkins, Don	245.22 (32)	37.21 (0)	35.40 (8)	19.02 (2)	21.13 (5)	25.29 (3)	21.99 (5)	22.43 (0)	30.07 (0)	22.31 (5)	10.37 (4)
5 Barry, Charlie	262.77 (70)	29.74 (3)	32.29 (3)	21.03 (3)	22.90 (7)	17.60 (2)	45.09 (19)	29.30 (11)	32.31 (3)	22.26 (12)	10.25 (7)
6 Bennett, Jay	266.08 (62)	38.60 (4)	33.26 (2)	24.97 (10)	26.84 (14)	20.01 (3)	25.64 (7)	31.60 (7)	30.76 (10)	22.17 (3)	12.23 (2)
7 Tittle, IV, John C	268.78 (57)	40.85 (4)	31.99 (6)	25.73 (3)	32.16 (16)	22.44 (0)	29.87 (2)	25.14 (10)	27.54 (1)	21.22 (5)	11.84 (10)
8 Torres-Reyes, Laura	279.01 (85)	42.29 (14)	28.15 (2)	19.67 (6)	24.91 (14)	25.67 (7)	34.45 (14)	30.01 (11)	37.71 (8)	22.86 (6)	13.29 (3)
9 Torres, Felipe (Phil)	386.82 (119)	53.69 (19)	40.32 (6)	44.60 (12)	37.38 (19)	37.83 (4)	41.78 (14)	35.31 (13)	54.07 (17)	29.36 (4)	12.48 (11)



Texas State Championship 2011 September 4, 2011

All Shooters

	Match Score	Stage 1	Stage 2	Stage 3	Stage 4	Stage 5	Stage 6	Stage 7	Stage 8	Stage 9	Stage 10
SSP - Sharpshooter											
1 Romain, Adam	238.30 (46)	32.32 (3)	31.60 (2)	16.75 (2)	22.38 (1)	21.12 (1)	26.69 (10)	25.82 (14)	28.79 (1)	21.09 (2)	11.74 (10)
2 Winters, John	243.32 (40)	34.73 (2)	29.58 (0)	19.44 (4)	20.81 (3)	21.00 (3)	25.58 (9)	23.89 (8)	34.53 (6)	18.79 (3)	14.97 (2)
3 Smith, Randall	247.66 (61)	33.32 (2)	26.49 (5)	17.62 (2)	29.99 (19)	20.05 (3)	24.82 (4)	27.04 (4)	34.90 (9)	19.90 (7)	13.53 (6)
4 Thomas, Tommy	258.57 (48)	51.77 (4)	31.55 (2)	20.65 (5)	21.58 (8)	22.41 (7)	25.49 (4)	23.90 (2)	28.28 (2)	20.58 (2)	12.36 (12)
5 Slater, Sean	261.08 (90)	30.52 (2)	29.93 (4)	24.68 (10)	28.34 (15)	32.31 (10)	23.50 (11)	29.62 (16)	32.64 (11)	20.00 (5)	9.54 (6)
6 Shade, Greg	265.13 (80)	49.98 (7)	26.35 (4)	20.05 (4)	23.62 (10)	20.27 (2)	26.89 (5)	33.48 (17)	32.97 (16)	18.47 (0)	13.05 (15)
7 Fiorenza, Michael	269.73 (66)	23.88 (1)	43.62 (11)	21.71 (7)	31.39 (16)	25.14 (1)	26.20 (5)	32.43 (7)	28.96 (12)	25.40 (3)	11.00 (3)
8 Winter, Jim	273.54 (58)	32.90 (2)	40.26 (7)	24.63 (5)	26.15 (10)	32.47 (2)	29.88 (4)	25.79 (8)	26.76 (1)	22.71 (7)	11.99 (12)
9 Meyers, Tim	273.82 (65)	45.80 (16)	30.99 (3)	20.36 (1)	29.91 (13)	23.44 (9)	26.11 (2)	24.61 (2)	34.50 (2)	27.91 (6)	10.19 (11)
10 Brust, Scott R	278.41 (65)	53.98 (10)	28.28 (3)	26.20 (7)	31.84 (14)	22.26 (6)	27.54 (4)	23.58 (5)	27.73 (3)	20.70 (7)	16.30 (6)
11 Walker, Jim	282.44 (77)	43.63 (4)	29.46 (3)	33.17 (15)	33.05 (21)	23.35 (10)	29.13 (6)	24.42 (10)	31.70 (0)	24.09 (3)	10.44 (5)
12 Duroy, Ray	283.78 (50)	40.14 (2)	29.70 (2)	25.48 (6)	22.89 (4)	41.02 (1)	22.39 (8)	36.13 (12)	34.72 (11)	23.06 (1)	8.25 (3)
13 Conti, Charles	284.39 (64)	48.89 (2)	38.87 (0)	24.07 (7)	29.12 (13)	28.32 (10)	28.10 (9)	24.13 (5)	28.39 (2)	25.21 (10)	9.29 (6)
14 Vandergriff, Dusty	285.95 (26)	45.60 (1)	29.31 (0)	23.94 (6)	28.52 (6)	29.40 (1)	35.04 (1)	29.36 (2)	36.28 (1)	19.22 (5)	9.28 (3)
15 Scott, Damon	286.80 (94)	43.93 (9)	29.97 (3)	21.99 (6)	20.55 (8)	30.24 (8)	32.10 (16)	37.10 (19)	34.95 (5)	22.12 (5)	13.85 (15)
16 Broom, Doyle	289.72 (76)	41.16 (12)	33.64 (3)	26.50 (1)	35.07 (24)	26.53 (6)	32.17 (13)	29.50 (4)	31.21 (1)	23.77 (5)	10.17 (7)
17 Dillman, Randy	290.95 (67)	38.02 (4)	37.77 (4)	34.62 (15)	25.36 (11)	22.73 (3)	28.29 (6)	27.23 (9)	34.66 (7)	28.92 (5)	13.35 (3)
18 Kovach, Todd A.	292.10 (74)	50.05 (6)	33.76 (3)	25.36 (1)	23.82 (12)	22.44 (6)	33.61 (10)	25.14 (8)	37.72 (3)	26.89 (10)	13.31 (15)
19 Reeder, Loy	292.55 (43)	45.14 (0)	31.36 (0)	29.82 (5)	26.03 (2)	34.88 (14)	32.64 (9)	26.66 (1)	28.52 (0)	26.14 (1)	11.36 (11)
20 Bergman, Karl	295.13 (58)	40.14 (5)	35.12 (6)	32.34 (10)	27.35 (9)	27.51 (6)	29.62 (5)	24.58 (8)	44.96 (2)	25.86 (5)	7.65 (2)
21 Freeman, Lewis	301.28 (74)	40.55 (11)	33.69 (4)	28.32 (6)	33.36 (21)	29.68 (2)	34.62 (6)	27.29 (3)	33.39 (6)	28.61 (4)	11.77 (11)
22 Brust, Clarice M	303.81 (35)	46.35 (4)	39.19 (4)	27.34 (10)	28.24 (3)	25.47 (2)	28.59 (3)	29.85 (5)	40.81 (2)	20.16 (0)	17.81 (2)
23 Duroy, Raymond	308.64 (53)	46.04 (2)	49.79 (0)	46.47 (2)	24.09 (3)	26.36 (6)	22.72 (8)	25.30 (10)	29.12 (2)	22.72 (7)	16.03 (13)
24 Wyss, Paul	318.73 (82)	38.88 (4)	40.57 (1)	39.63 (11)	24.71 (6)	30.57 (11)	27.72 (6)	34.21 (11)	36.61 (2)	21.51 (2)	24.32 (28)
25 Winstead, Jeff	331.30 (107)	44.17 (8)	37.89 (7)	38.94 (17)	27.21 (9)	23.33 (2)	45.84 (19)	41.07 (22)	41.40 (10)	22.10 (9)	9.35 (4)
26 Keith, Edward	335.15 (52)	53.70 (11)	30.09 (1)	28.37 (3)	27.79 (3)	28.19 (2)	33.29 (10)	34.12 (5)	52.34 (2)	31.19 (7)	16.07 (8)
27 Rushing, Ron	335.57 (63)	48.66 (3)	34.13 (4)	31.77 (17)	31.93 (5)	34.89 (0)	43.72 (6)	32.11 (7)	36.51 (0)	26.39 (1)	15.46 (20)
28 Zacharias, Ben	342.77 (117)	48.52 (17)	42.18 (12)	26.72 (2)	34.23 (23)	28.29 (9)	43.18 (15)	39.69 (15)	40.68 (7)	27.44 (7)	11.84 (10)
29 Smith, Boone E.	350.50 (57)	45.87 (3)	34.28 (1)	34.13 (9)	46.12 (9)	29.24 (3)	36.02 (12)	39.75 (7)	41.93 (0)	27.46 (8)	15.70 (5)
30 Stavrakis, Mark	356.63 (66)	56.91 (12)	38.29 (0)	39.58 (19)	40.44 (9)	27.96 (2)	32.32 (7)	33.86 (8)	46.26 (2)	24.53 (0)	16.48 (7)

Numbers in parenthesis are target points down **Bold** indicates stage winners



Texas State Championship 2011 September 4, 2011

All Shooters

	Match Score	Stage 1	Stage 2	Stage 3	Stage 4	Stage 5	Stage 6	Stage 7	Stage 8	Stage 9	Stage 10
31 Sells, Rebecca	366.86 (98)	53.21 (15)	37.19 (4)	36.32 (12)	56.13 (14)	30.69 (1)	30.77 (11)	40.60 (13)	46.12 (9)	24.23 (8)	11.60 (11)
32 Elrod, Cullen	376.84 (51)	62.80 (1)	54.96 (14)	30.77 (11)	29.01 (0)	25.27 (2)	42.83 (2)	44.89 (3)	51.25 (0)	22.01 (4)	13.05 (14)
33 Torres-Reyes, Jose	414.83 (101)	64.65 (2)	46.57 (3)	37.99 (1)	36.18 (19)	39.45 (4)	57.39 (34)	33.45 (13)	39.97 (11)	38.51 (8)	20.67 (6)
34 Jankowski, Richard	506.68 (92)	78.18 (5)	58.78 (5)	45.91 (6)	65.01 (13)	42.39 (2)	46.04 (21)	43.60 (10)	63.75 (3)	40.71 (8)	22.31 (19)


SSP - Marksman

1 Scott, Charla	260.91 (38)	32.05 (2)	36.67 (3)	22.97 (5)	23.03 (2)	20.16 (1)	34.19 (13)	26.38 (1)	31.46 (5)	21.10 (2)	12.90 (4)
2 Powell, Robert	299.75 (116)	62.35 (19)	28.62 (1)	32.02 (10)	21.73 (12)	20.67 (7)	23.19 (9)	23.48 (11)	40.84 (17)	27.90 (10)	18.95 (20)
3 Sills, Adam	316.60 (75)	42.07 (4)	32.14 (4)	42.55 (13)	29.29 (7)	30.26 (8)	25.19 (4)	34.46 (12)	40.19 (11)	26.90 (1)	13.55 (11)
4 Barriault, Jeff	332.96 (53)	46.97 (4)	37.47 (1)	32.80 (6)	31.56 (8)	33.89 (5)	31.84 (11)	34.92 (2)	40.10 (3)	30.63 (2)	12.78 (11)
5 Crockett, Stu	340.31 (68)	47.11 (6)	44.11 (1)	23.42 (2)	50.34 (6)	26.78 (4)	34.04 (13)	28.80 (9)	43.53 (0)	25.31 (7)	16.87 (20)
6 Reppert, Michael	345.31 (76)	45.85 (2)	54.98 (13)	30.50 (11)	37.34 (12)	30.05 (2)	33.08 (4)	33.86 (9)	38.28 (5)	27.34 (4)	14.03 (14)
7 Williams, Harold	348.08 (90)	62.23 (20)	49.88 (12)	27.55 (7)	36.65 (15)	27.55 (3)	34.04 (12)	31.39 (7)	41.39 (8)	27.39 (2)	10.01 (4)
8 Elms, Richard	356.20 (133)	56.82 (20)	39.13 (4)	24.68 (2)	27.20 (15)	36.16 (13)	39.92 (19)	39.16 (23)	50.69 (11)	28.21 (11)	14.23 (15)
9 Wainwright, Ralph	369.44 (68)	60.04 (6)	44.67 (1)	32.20 (15)	35.29 (11)	36.49 (4)	34.37 (6)	35.07 (14)	47.49 (6)	27.16 (3)	16.66 (2)
10 Jackson, Ansley (AJ)	397.84 (163)	29.40 (13)	47.56 (13)	52.15 (25)	54.99 (24)	52.05 (17)	30.07 (20)	29.82 (16)	57.41 (19)	28.28 (8)	16.11 (8)
11 Rambo, Mike	406.66 (92)	59.88 (7)	58.32 (2)	31.10 (7)	40.90 (14)	29.20 (1)	50.52 (22)	36.76 (10)	43.48 (7)	34.38 (5)	22.12 (17)
12 Willingham, Roger	413.44 (84)	60.63 (6)	54.86 (5)	36.45 (10)	33.10 (15)	31.94 (4)	45.16 (11)	36.93 (5)	58.58 (3)	34.36 (4)	21.43 (21)
13 Bacchi, Chuck	418.65 (100)	77.79 (18)	46.22 (6)	38.99 (18)	37.76 (15)	33.08 (2)	33.93 (8)	39.39 (16)	57.08 (3)	32.48 (8)	21.93 (6)
14 Moore, Greg	430.19 (100)	58.68 (11)	41.40 (2)	37.92 (4)	38.20 (20)	54.68 (9)	44.45 (17)	60.71 (6)	54.96 (21)	25.20 (8)	13.99 (2)
15 Goodwin, Dorothy	458.41 (101)	59.64 (12)	52.54 (7)	43.27 (17)	53.54 (13)	62.69 (3)	40.26 (8)	48.84 (12)	45.57 (3)	33.93 (12)	18.13 (14)
16 Barker, Boyd	467.97 (96)	57.54 (13)	89.48 (16)	29.58 (9)	45.81 (10)	32.79 (3)	47.83 (16)	42.11 (5)	76.71 (17)	29.86 (3)	16.26 (4)
17 Messler, Elizabeth (Libby)	484.73 (187)	78.36 (14)	48.36 (7)	45.54 (21)	47.68 (26)	42.69 (15)	53.78 (31)	58.90 (32)	58.76 (22)	36.00 (0)	14.66 (19)
18 Diprima, Alexander	511.67 (157)	74.80 (2)	90.69 (31)	50.92 (20)	36.01 (9)	41.13 (1)	47.22 (19)	37.71 (10)	84.52 (38)	30.86 (5)	17.81 (22)
19 Reuter, Courtney	515.99 (118)	70.30 (11)	49.85 (3)	50.12 (24)	38.62 (12)	84.93 (21)	44.02 (15)	60.24 (5)	62.32 (5)	36.64 (11)	18.95 (11)
20 Rossetti, Cherie	631.73 (142)	72.53 (14)	94.76 (12)	58.86 (13)	61.61 (24)	48.68 (7)	62.02 (23)	68.49 (24)	84.25 (9)	56.22 (7)	24.31 (9)

ESR - Enhanced Service Revolver

ESR - Expert

1 Davis, Jason	307.62 (56)	54.54 (10)	29.75 (2)	25.99 (4)	25.78 (4)	37.46 (3)	28.12 (11)	28.72 (5)	41.14 (7)	24.88 (2)	11.24 (8)
2 Briggs, Robert B.	313.60 (22)	53.28 (2)	38.51 (1)	27.05 (4)	41.03 (4)	26.64 (0)	28.41 (3)	28.30 (2)	38.42 (0)	22.26 (1)	9.70 (5)



Texas State Championship 2011

September 4, 2011

All Shooters

	<u>Match Score</u>	<u>Stage 1</u>	<u>Stage 2</u>	<u>Stage 3</u>	<u>Stage 4</u>	<u>Stage 5</u>	<u>Stage 6</u>	<u>Stage 7</u>	<u>Stage 8</u>	<u>Stage 9</u>	<u>Stage 10</u>	
ESR - Marksman												
1	Morris, Brian Q.	371.70 (52)	71.40 (10)	40.78 (0)	26.69 (8)	36.52 (14)	32.85 (2)	42.38 (2)	42.99 (11)	37.86 (0)	22.96 (0)	17.27 (5)

SSR - Stock Service Revolver

SSR - Master

1	Kratochvil, Gregg	275.64 (50)	47.31 (6)	29.49 (1)	27.87 (10)	35.47 (8)	22.66 (1)	25.48 (9)	26.87 (6)	30.50 (2)	18.51 (1)	11.48 (6)
---	-------------------	--------------------	-----------	-----------	------------	-----------	-----------	-----------	-----------	-----------	-----------	-----------

SSR - Expert

1	Duich, Steve W.	273.13 (50)	54.97 (11)	35.53 (5)	14.88 (0)	27.33 (5)	28.23 (3)	26.05 (9)	23.03 (4)	34.28 (1)	18.01 (1)	10.82 (11)
2	Davis, Jack	301.93 (60)	52.59 (8)	38.06 (2)	31.39 (10)	28.68 (5)	22.17 (0)	27.39 (9)	30.24 (13)	35.10 (1)	19.34 (3)	16.97 (9)
3	Eickhoff, Dave	310.65 (65)	43.52 (8)	37.59 (2)	26.66 (0)	27.81 (1)	22.66 (1)	38.51 (16)	29.38 (6)	51.88 (17)	20.06 (1)	12.58 (13)

SSR - Sharpshooter

1	Crowder, John	361.66 (98)	68.42 (9)	48.43 (16)	25.33 (13)	44.01 (6)	29.98 (5)	32.62 (8)	34.18 (11)	40.32 (8)	22.96 (5)	15.41 (17)
2	Prater, Steve	365.08 (89)	64.81 (15)	46.57 (4)	27.00 (14)	35.11 (7)	29.24 (7)	38.07 (3)	41.71 (6)	39.70 (13)	30.92 (8)	11.95 (12)
3	Cannon, Don	378.55 (84)	56.45 (3)	53.34 (1)	24.47 (12)	47.51 (7)	32.48 (9)	35.78 (18)	43.65 (8)	34.08 (3)	24.18 (4)	26.61 (19)
4	Clark, Claude GI	454.17 (139)	58.45 (6)	49.58 (13)	45.13 (13)	55.20 (20)	39.26 (14)	53.56 (26)	41.24 (18)	48.91 (7)	39.91 (2)	22.93 (20)

SSR - Marksman

1	Stahlman, Rex	498.56 (144)	55.48 (4)	64.39 (4)	68.79 (35)	49.23 (17)	41.02 (5)	45.29 (15)	45.34 (10)	80.36 (23)	29.56 (8)	19.10 (23)
---	---------------	---------------------	-----------	-----------	------------	------------	-----------	------------	------------	------------	-----------	------------

Key to Abbreviations:

CDP = Custom Defensive Pistol, such as 1911. Must be .45 ACP with maximum magazine load of 8 rounds

ESP = Enhanced Service Pistol, single action or SA/DA such as H&K P7 or CZ-75 or Springfield XD

SSP = Stock Service Pistol, double action or 'Safe Action' such as Glock or SIG

ESR = Enhanced Service Revolver, rimmed or rimless ammo, full moon clip, power factor of 165,000

SSR = Stock Service Revolver, rimmed case ammo, no full moon clips

DNF = Did Not Finish